



Directions: Please sit with the child and do these worksheets. Explain where necessary.

We are learning the alphabets shown in the box above. They can be written in two ways. Both make the same sound.

1. Say the names of the pictures above. What is the sound that they make at the beginning? “**A**nt, **A**lligator, **A**pple”. That’s the sound of “A or a”
2. Trace the alphabets.

Uppercase	A
Lowercase	a

A A A A A A

a a a a a a

3. Do you see any “A” in the box below? Circle all of them with Yellow. How many did you find? _____


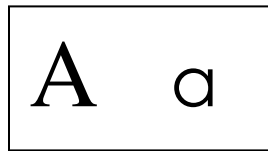

A	M	S	T	A	M		
T	P	A	M	P	Y	A	S
A	M	A	Y	A	W	A	M

4. Do you see any “a” in the box below? Circle all of them with Green. How many did you find? _____

a	M	S	T	a	d		
T	b	a	A	P	Y	a	S
a	M	a	Y	d	A	a	M


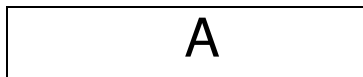


5. What sound does “A” make? What sound does “a” make? Both Uppercase and lowercase make the same sound.
6. Draw a line to the Alphabet box connecting all pictures that start with the “A” sound. (Ant, Ball, Moon, Arrow, Top, Alligator, Astronaut, Dog, Apple, Snail)



7. Match the letter to the correct box. Use Yellow for Uppercase letters and Green for Lowercase letters.

A a A b a A a A
A a a v a



8. Activity – Play this game. Say “I am going to say a word. If you hear a word that starts with the “A” sound, clap your hands”.

Word list – Apple, Arrow, Monkey, Astronaut, Ball, Top, Ant, Alligator, Moon, Abacus, And